

Scaled data based on original data using
LM-79-08 Approved Method: Electrical and Photometric Measurements of Solid-
State Lighting Products

Test Report Prepared for
Cooper Lighting Solutions
(formerly Eaton)

Brand: INVUE

Report Number: P671230

Luminaire Tested: **CCP-SA-2A-730-U-SL2**

Issue Date: 04/16/2023



Test Information

Test Method: LM-79-08
Report Number: P671230
Test Lab: INNOVATION CENTER(G1)
Issue Date: 04/16/2023
Manufacturer: COOPER LIGHTING SOLUTIONS (FORMERLY EATON)
Product Line: INVUE
Catalog Number: CCP-SA-2A-730-U-SL2
Description: INVUE CLEAR CURVE POLE MOUNT LIGHT SQUARE LUMINAIRE @350mA w/ SL2 distribution lens
Light Source: (32) 3000K CCT, 70 CRI LEDS
Ballast/Driver: ELECTRONIC DRIVER

Summary

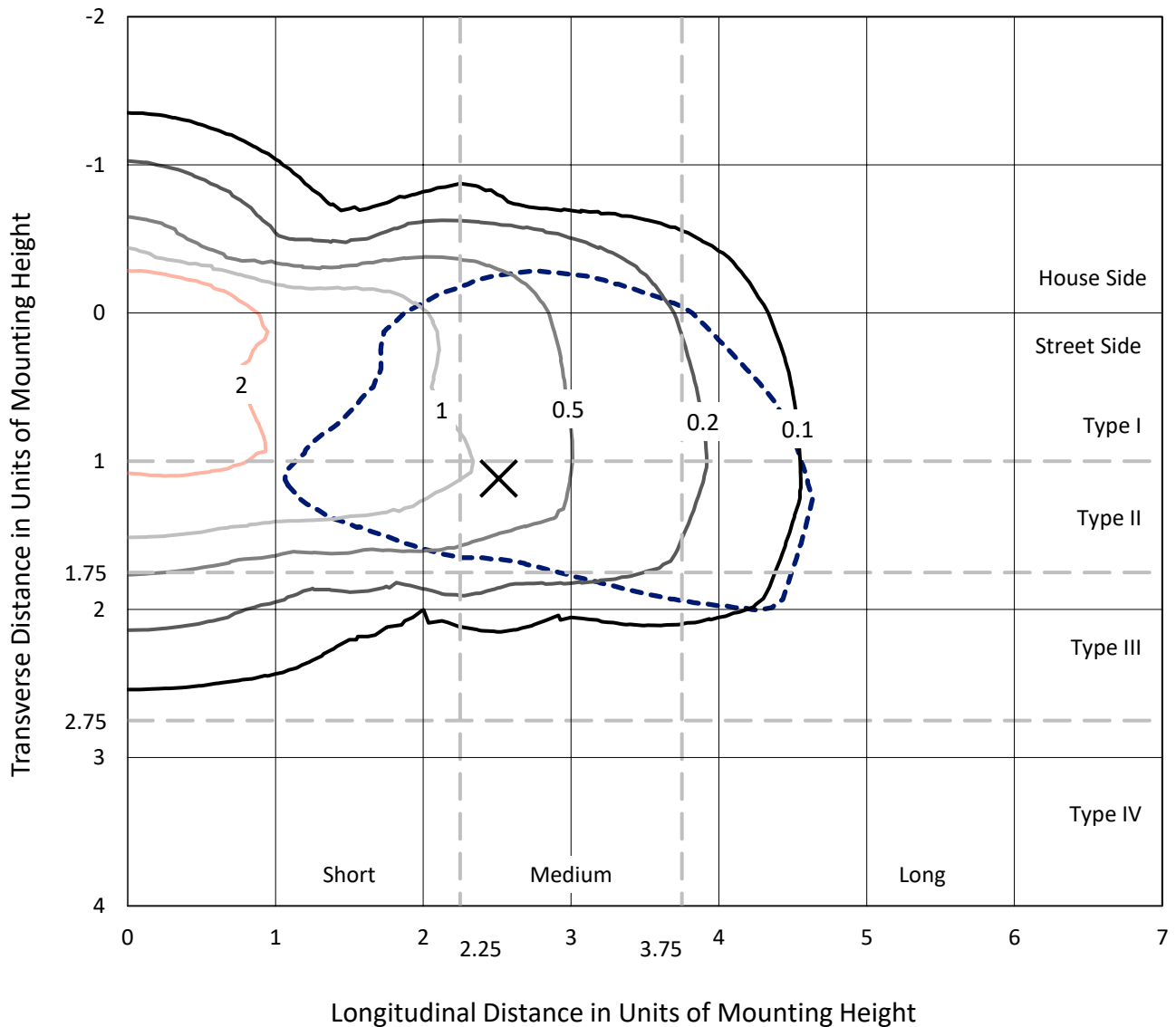
Lumens per Lamp: N/A
Luminaire Lumens: 4931.1 lumens
Efficiency: N/A
Efficacy: 136.2 lumens/watt
Luminous Opening: Rectangular (W 1' x L: 1' x H: 0')
IES Classification: Type III - Medium
BUG Rating: B1 - U0 - G2

Input Watts (W): 36.2
Input Voltage (V): 120
Input Current (Ain): NR
Voltage Rise (V): NR
Power Factor: NR
Total Harmonic Distortion (THDi): NR
Frequency (hertz): 60
Stabilization Time: NR
Operation Time: NR
Ambient Temperature (°C): NR
Test Distance: 25 FT

REPORT NUMBER: P671230
 CATALOG NUMBER: CCP-SA-2A-730-U-SL2

Iso-Footcandle Lines of Horizontal Illumination

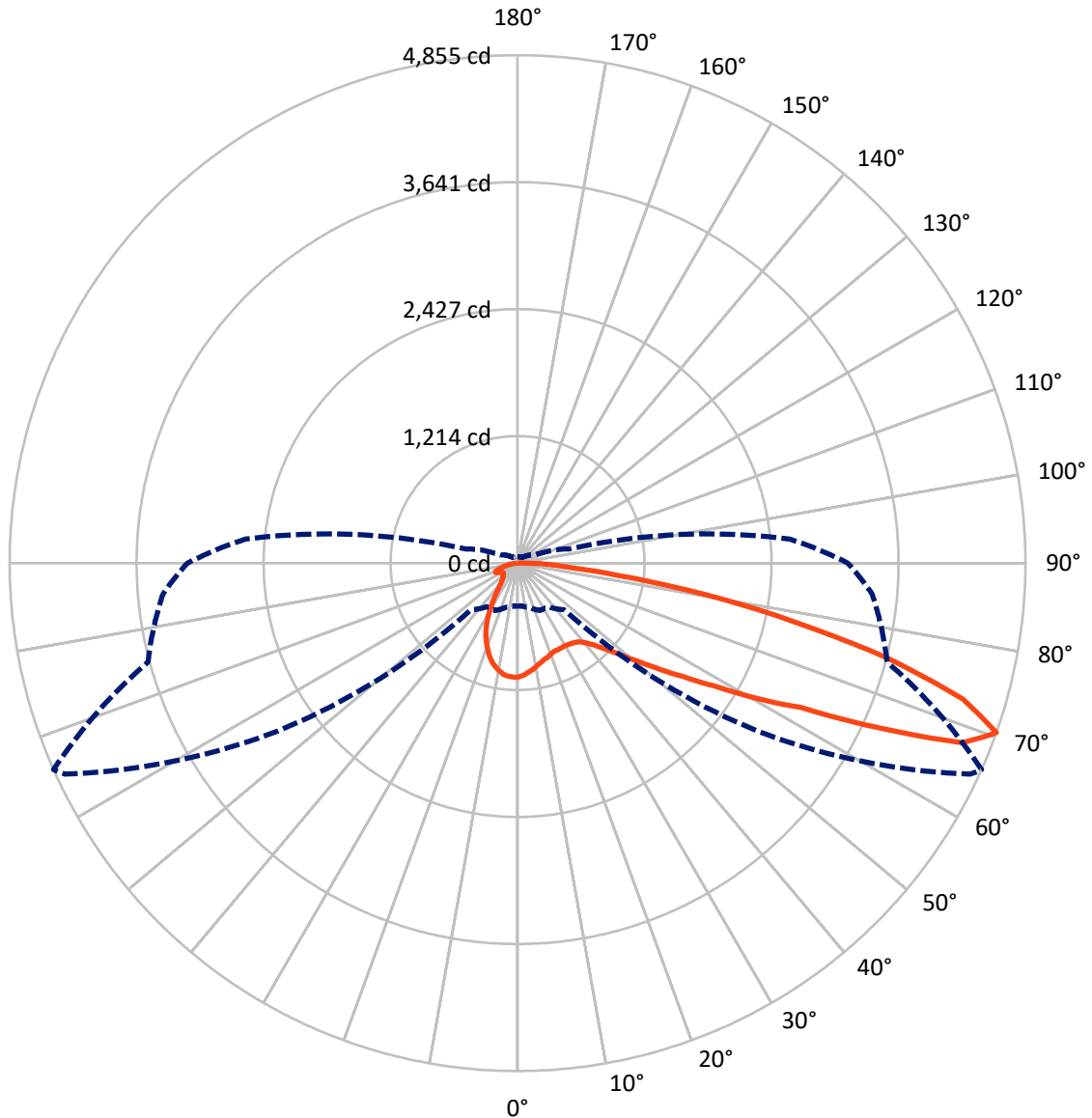
× Max cd
 - - - 1/2 Max cd



Based on 15 foot mounting height. Maximum calculated value = 4.8 fc
 Type III - Medium - N/A

REPORT NUMBER: P671230
CATALOG NUMBER: CCP-SA-2A-730-U-SL2

Luminous Intensity Polar Plot



— Vertical Plane Through 66-Deg Lateral - - - Horizontal Cone Through 70-Deg Vertical

REPORT NUMBER: P671230

CATALOG NUMBER: CCP-SA-2A-730-U-SL2

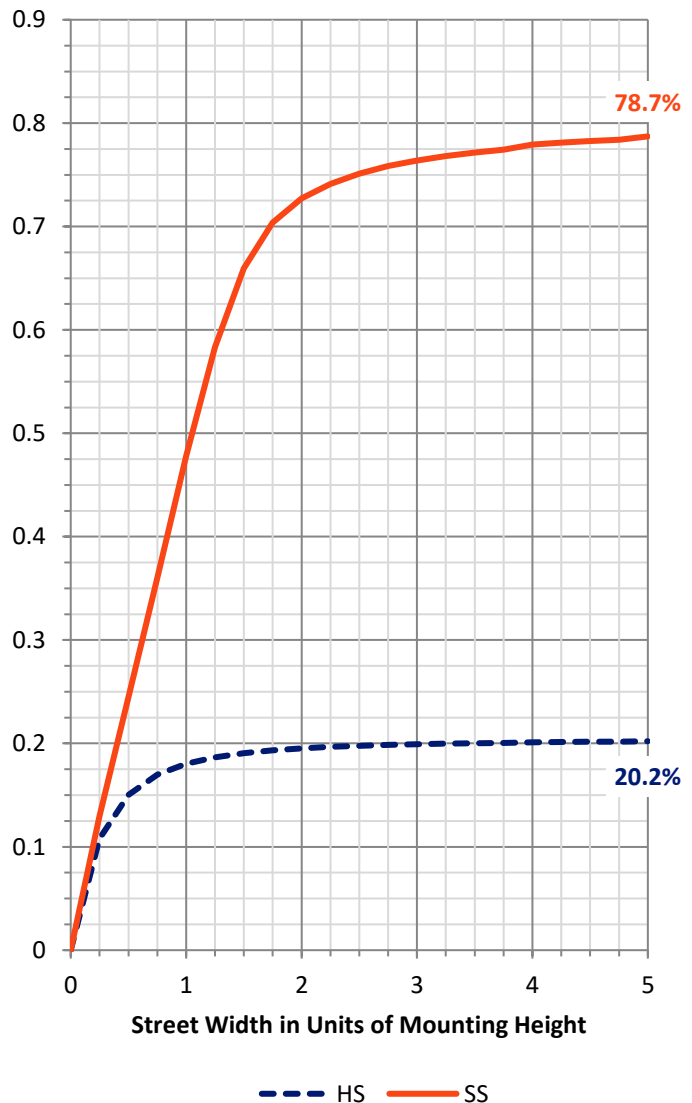
FLUX DISTRIBUTION:

		Downward	Upward	Total
House Side	Lumens	1009.3	0.0	1009.3
	% Fixture	20.5	0.0	20.5
Street Side	Lumens	3921.8	0.0	3921.8
	% Fixture	79.5	0.0	79.5
Total	Lumens	4931.1	0.0	4931.1
	% Fixture	100.0	0.0	100.0

Coefficient of Utilization

ZONAL LUMENS:

Zone	Lumens	% Fixture
0°-10°	96.3	2.0
10°-20°	237.1	4.8
20°-30°	325.7	6.6
30°-40°	436.6	8.9
40°-50°	633.6	12.8
50°-60°	963.0	19.5
60°-70°	1189.4	24.1
70°-80°	884.4	17.9
80°-90°	165.0	3.3
90°-100°	0.0	0.0
100°-110°	0.0	0.0
110°-120°	0.0	0.0
120°-130°	0.0	0.0
130°-140°	0.0	0.0
140°-150°	0.0	0.0
150°-160°	0.0	0.0
160°-170°	0.0	0.0
170°-180°	0.0	0.0
0°-90°	4931.1	100.0
0°-180°	4931.1	100.0



REPORT NUMBER: P671230

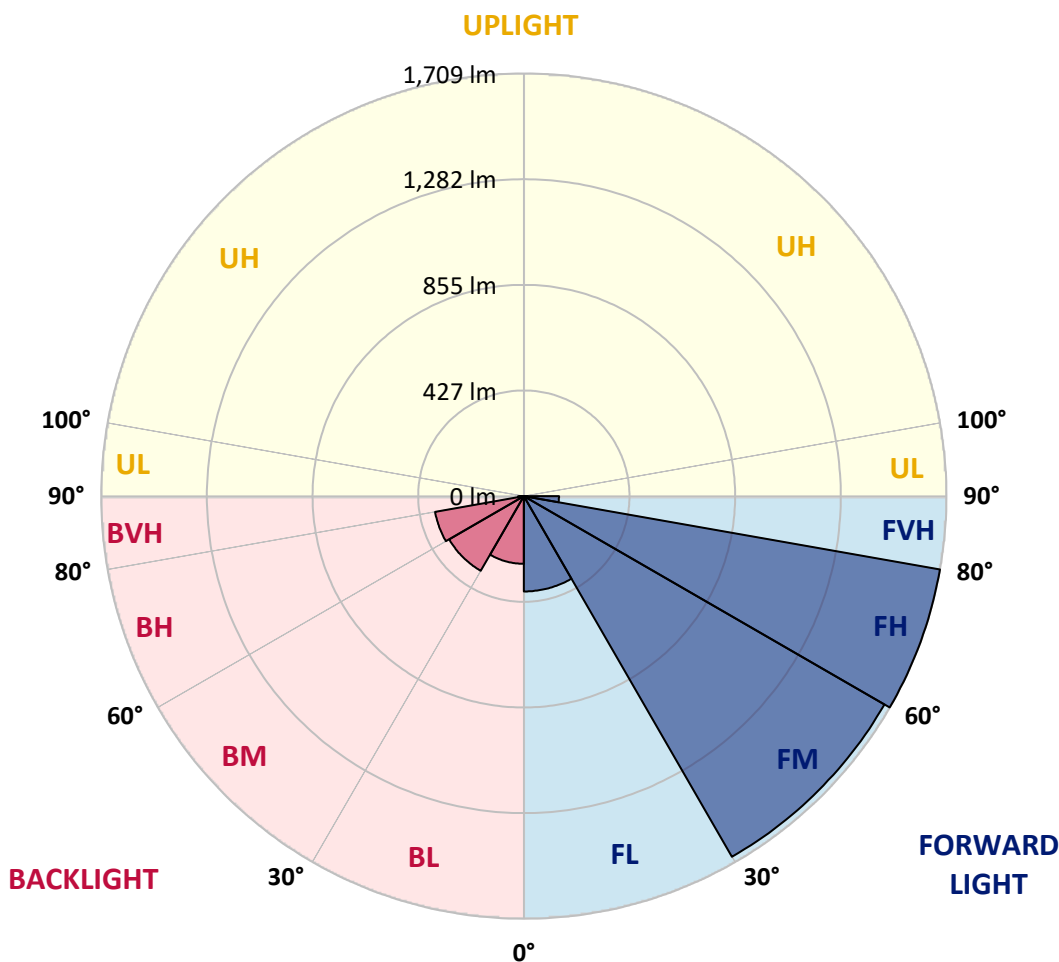
CATALOG NUMBER: CCP-SA-2A-730-U-SL2

LUMINAIRE CLASSIFICATION SYSTEM LUMEN TABLE AND BUG RATING:

Zone	Lumens	% Fixture	Zone Rating/Lumen Limit		
			B	U	G
FL (0°-30°)	385.6	7.8			
FM (30°-60°)	1684.5	34.2			
FH (60°-80°)	1709.4	34.7			G1/1800
FVH (80°-90°)	142.2	2.9			G2/225
BL (0°-30°)	273.6	5.5	B1/500		
BM (30°-60°)	348.7	7.1	B1/1000		
BH (60°-80°)	364.4	7.4	B1/500		G1/500
BVH (80°-90°)	22.8	0.5			G1/100
UL (90°-100°)	0.0	0.0		U0/0	
UH (100°-180°)	0.0	0.0		U0/0	

BUG Rating: B1-U0-G2

Type III Medium





REPORT NUMBER: P671230

CATALOG NUMBER: CCP-SA-2A-730-U-SL2

CANDELA DISTRIBUTION (FULL):

	0°	5°	15°	25°	35°	45°	55°	65°	66°	75°	85°
0°	1089.4	1089.4	1089.4	1089.4	1089.4	1089.4	1089.4	1089.4	1089.4	1089.4	1089.4
2.5°	1036.2	1041.7	1043.6	1047.2	1056.4	1063.8	1074.8	1080.3	1074.8	1082.1	1082.1
5°	964.7	957.4	975.7	983.1	994.1	1008.7	1034.4	1054.6	1049.1	1071.1	1089.4
7.5°	904.2	904.2	909.7	926.2	939.0	961.0	988.6	1019.7	1028.9	1058.3	1085.8
10°	849.2	856.5	856.5	882.2	889.5	915.2	961.0	999.6	1001.4	1050.9	1089.4
12.5°	819.8	816.2	834.5	841.8	863.8	889.5	926.2	973.9	975.7	1028.9	1082.1
15°	796.0	799.6	808.8	827.2	847.3	867.5	902.4	946.4	955.5	1017.9	1078.4
17.5°	797.8	799.6	799.6	812.5	829.0	852.8	885.9	937.2	942.7	1003.2	1072.9
20°	808.8	801.5	807.0	812.5	823.5	845.5	873.0	917.0	922.5	1001.4	1085.8
22.5°	832.7	827.2	825.3	823.5	821.7	834.5	869.3	906.0	911.5	992.2	1091.3
25°	871.2	869.3	856.5	843.7	834.5	834.5	862.0	915.2	913.4	992.2	1094.9
27.5°	917.0	917.0	915.2	891.4	863.8	849.2	867.5	911.5	909.7	992.2	1104.1
30°	979.4	979.4	973.9	951.9	902.4	860.2	871.2	907.9	913.4	984.9	1096.8
32.5°	1047.2	1045.4	1050.9	1030.7	979.4	911.5	893.2	915.2	920.7	992.2	1098.6
35°	1096.8	1107.8	1126.1	1107.8	1056.4	964.7	924.4	929.9	933.5	994.1	1105.9
37.5°	1153.6	1166.5	1192.1	1206.8	1151.8	1045.4	973.9	953.7	953.7	1017.9	1107.8
40°	1236.2	1223.3	1267.3	1293.0	1271.0	1144.5	1050.9	997.7	999.6	1049.1	1131.6
42.5°	1296.7	1309.5	1355.4	1401.2	1373.7	1265.5	1135.3	1069.3	1069.3	1094.9	1168.3
45°	1364.5	1379.2	1443.4	1498.4	1518.6	1410.4	1250.8	1172.0	1168.3	1184.8	1234.3
47.5°	1439.7	1459.9	1533.3	1597.5	1650.7	1560.8	1399.4	1296.7	1294.8	1307.7	1344.4
50°	1525.9	1533.3	1593.8	1711.2	1817.6	1760.7	1581.0	1472.7	1463.6	1469.1	1518.6
52.5°	1551.6	1546.1	1615.8	1742.4	1936.8	2004.6	1828.6	1672.7	1669.0	1656.2	1720.3
55°	1458.1	1476.4	1544.3	1705.7	2034.0	2292.6	2100.0	1945.9	1912.9	1878.1	1955.1
57.5°	1271.0	1272.8	1349.9	1540.6	1958.8	2531.0	2560.3	2213.7	2215.5	2122.0	2210.0
60°	988.6	983.1	1043.6	1216.0	1744.2	2604.4	3062.9	2641.0	2622.7	2365.9	2446.6
62.5°	713.4	702.4	715.3	816.2	1304.0	2492.5	3556.2	3119.7	3042.7	2615.4	2677.7
65°	586.9	592.4	597.9	603.4	731.8	2056.0	3708.5	3901.0	3798.3	2907.0	2932.7
67.5°	486.0	489.7	513.5	546.5	542.9	1214.1	3532.4	4623.7	4585.1	3268.3	3152.7
70°	412.7	410.8	438.3	498.9	508.0	630.9	2796.9	4772.2	4854.8	3657.1	3402.2
72.5°	330.1	333.8	357.6	438.3	498.9	531.9	1610.3	4453.1	4451.3	3956.1	3268.3
75°	236.6	236.6	269.6	363.1	482.4	526.4	891.4	3614.9	3682.8	3717.6	2835.5
77.5°	155.9	163.2	188.9	271.4	453.0	515.4	564.9	2628.2	2712.6	2780.4	2169.7
80°	106.4	110.0	126.6	188.9	383.3	519.0	462.2	1768.0	1801.0	1535.1	880.3
82.5°	64.2	66.0	84.4	132.1	275.1	493.4	434.7	975.7	955.5	464.0	253.1
85°	34.8	36.7	53.2	88.0	181.6	431.0	427.3	478.7	445.7	170.6	106.4
87.5°	12.8	12.8	23.8	44.0	104.5	295.3	372.3	284.3	265.9	86.2	49.5
90°	0.0	0.0	0.0	0.0	0.0	0.0	0.0	0.0	0.0	0.0	0.0



REPORT NUMBER: P671230
 CATALOG NUMBER: CCP-SA-2A-730-U-SL2

CANDELA DISTRIBUTION (continued):

	90°	95°	105°	115°	125°	135°	145°	155°	165°	175°	180°
0°	1089.4	1089.4	1089.4	1089.4	1089.4	1089.4	1089.4	1089.4	1089.4	1089.4	1089.4
2.5°	1091.3	1091.3	1091.3	1091.3	1089.4	1082.1	1087.6	1085.8	1074.8	1076.6	1069.3
5°	1087.6	1096.8	1091.3	1083.9	1074.8	1052.8	1045.4	1039.9	1025.2	1019.7	1025.2
7.5°	1096.8	1089.4	1085.8	1072.9	1036.2	1016.1	990.4	959.2	937.2	931.7	937.2
10°	1094.9	1094.9	1078.4	1041.7	1006.9	948.2	915.2	860.2	829.0	819.8	821.7
12.5°	1087.6	1093.1	1067.4	1008.7	942.7	871.2	810.7	752.0	696.9	674.9	671.3
15°	1094.9	1089.4	1043.6	968.4	876.7	777.6	689.6	603.4	552.1	519.0	511.7
17.5°	1083.9	1078.4	1012.4	913.4	790.5	663.9	553.9	460.3	409.0	396.2	396.2
20°	1096.8	1061.9	975.7	847.3	700.6	539.2	414.5	344.8	332.0	332.0	335.6
22.5°	1094.9	1058.3	944.5	783.1	592.4	407.2	308.1	287.9	289.8	304.5	302.6
25°	1083.9	1050.9	900.5	711.6	478.7	306.3	254.9	249.4	262.3	278.8	276.9
27.5°	1082.1	1030.7	860.2	627.2	365.0	242.1	221.9	221.9	234.8	249.4	247.6
30°	1071.1	1014.2	810.7	531.9	275.1	210.9	203.6	203.6	209.1	216.4	216.4
32.5°	1069.3	992.2	755.6	432.8	220.1	190.7	187.1	188.9	188.9	192.6	190.7
35°	1054.6	962.9	698.8	335.6	190.7	179.7	176.1	174.2	174.2	172.4	172.4
37.5°	1049.1	944.5	640.1	260.4	177.9	170.6	166.9	161.4	159.6	159.6	157.7
40°	1054.6	926.2	583.2	210.9	166.9	163.2	157.7	150.4	148.6	148.6	148.6
42.5°	1074.8	924.4	524.5	183.4	161.4	155.9	148.6	141.2	139.4	141.2	139.4
45°	1120.6	939.0	467.7	170.6	154.1	148.6	139.4	133.9	132.1	133.9	133.9
47.5°	1195.8	979.4	416.3	163.2	148.6	141.2	132.1	126.6	126.6	126.6	126.6
50°	1320.5	1056.4	366.8	157.7	144.9	135.7	126.6	119.2	117.4	117.4	119.2
52.5°	1507.6	1188.5	326.5	154.1	139.4	128.4	119.2	113.7	110.0	108.2	110.0
55°	1733.2	1381.0	313.6	150.4	132.1	122.9	113.7	106.4	102.7	102.7	100.9
57.5°	1975.3	1593.8	335.6	146.7	126.6	115.5	106.4	99.0	95.4	93.5	93.5
60°	2237.6	1845.1	416.3	144.9	121.0	108.2	99.0	93.5	88.0	86.2	86.2
62.5°	2476.0	2072.5	561.2	143.1	117.4	100.9	91.7	84.4	80.7	78.9	78.9
65°	2747.4	2325.6	702.4	150.4	115.5	95.4	84.4	77.0	73.4	71.5	71.5
67.5°	2984.0	2545.7	785.0	168.7	121.0	88.0	75.2	69.7	67.9	66.0	66.0
70°	3156.4	2613.5	526.4	185.2	130.2	82.5	67.9	64.2	60.5	60.5	60.5
72.5°	2925.3	2332.9	311.8	174.2	122.9	77.0	60.5	56.9	55.0	55.0	53.2
75°	2501.7	1986.3	240.3	141.2	99.0	66.0	53.2	49.5	47.7	47.7	45.9
77.5°	1846.9	1423.2	177.9	111.9	77.0	53.2	45.9	44.0	42.2	40.3	40.3
80°	722.6	623.6	121.0	82.5	56.9	42.2	38.5	36.7	34.8	33.0	33.0
82.5°	223.8	188.9	69.7	55.0	40.3	33.0	31.2	29.3	27.5	25.7	25.7
85°	97.2	93.5	45.9	34.8	27.5	22.0	22.0	20.2	18.3	16.5	16.5
87.5°	47.7	45.9	25.7	16.5	14.7	11.0	11.0	9.2	7.3	7.3	7.3
90°	0.0	0.0	0.0	0.0	0.0	0.0	0.0	0.0	0.0	0.0	0.0

(END OF REPORT)